

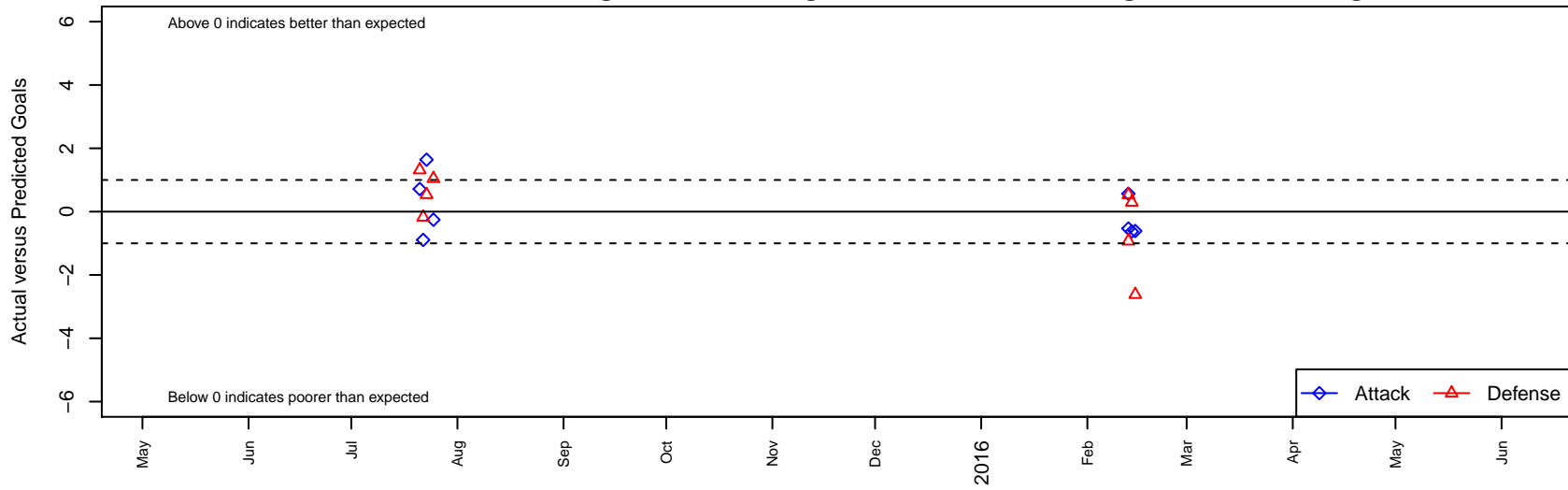
Penn Fusion SA B98

, PAE
 B98 total strength=1547
 attack=12.12 defense=14.64

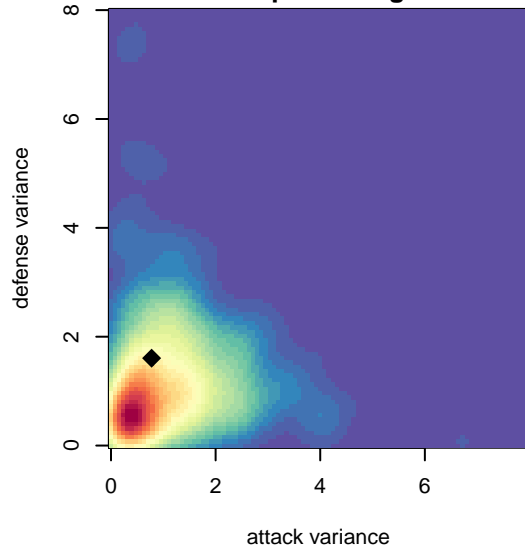
alt names used:
 Penn Fusion 98 (PA-E) (NL-R1)
 PENN FUSION SA '98B PREDATORS (PAE)

Venues played:
 2015 USYS Nationals U16
 2015 PDT Phoenix Showcase – Blue U17

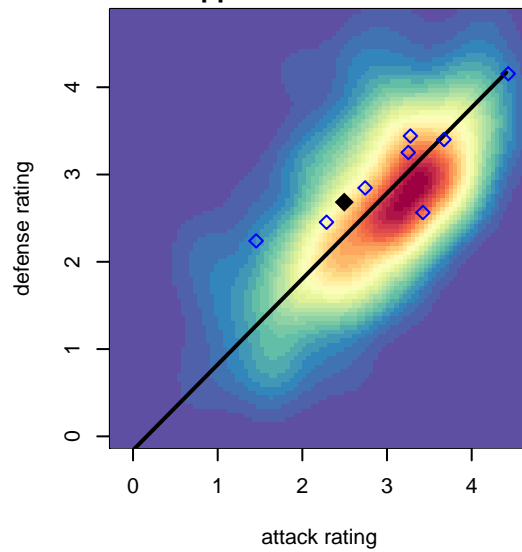
Penn Fusion SA B98
 Dots are actual minus expected GF (blue circles) and GA (red triangles).
 Blue line is smoothed change in attack strength. Red is smoothed change in defense strength.



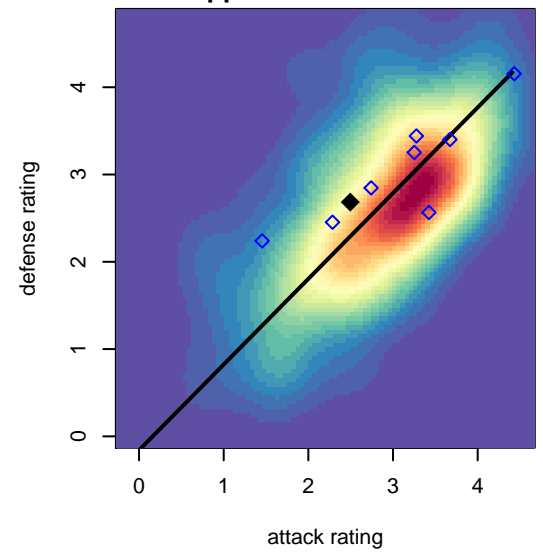
**attack and defense variance (black dot)
relative to other teams
and top 10 in region**



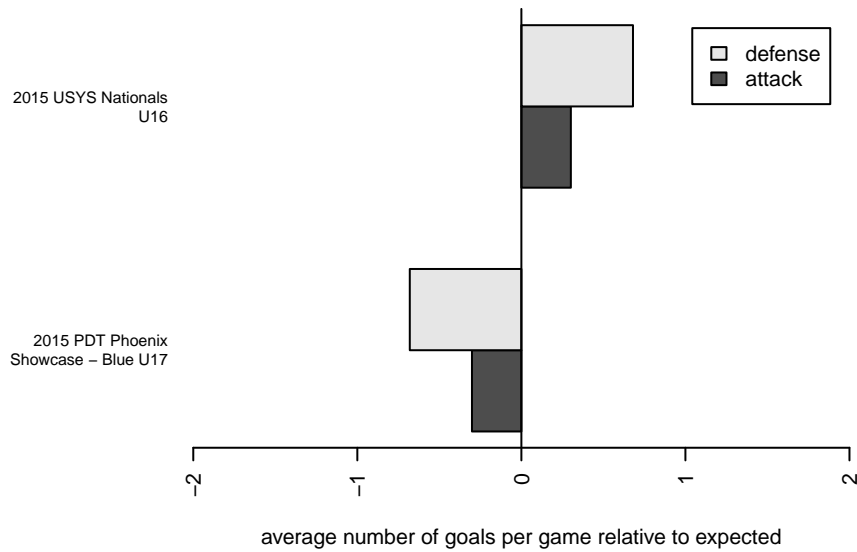
**attack and defense rating
relative to others at age
and all opponents in last 13 months**



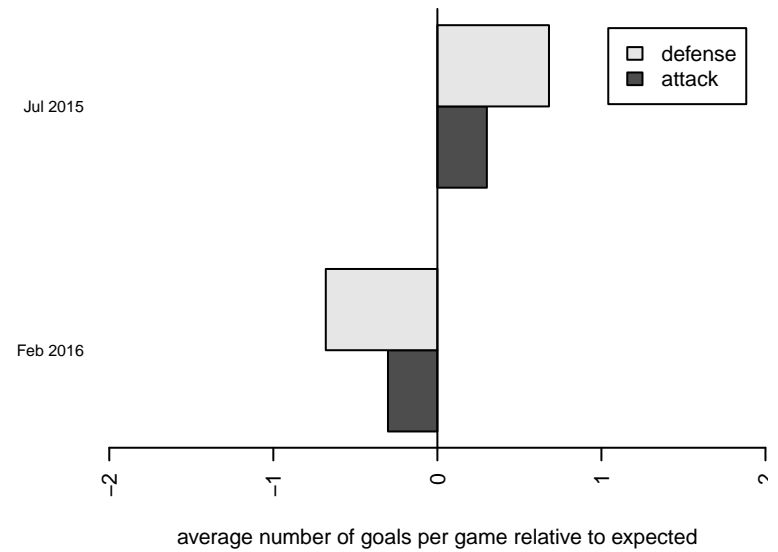
**attack and defense rating
relative to others at age
and all opponents in last 13 months**



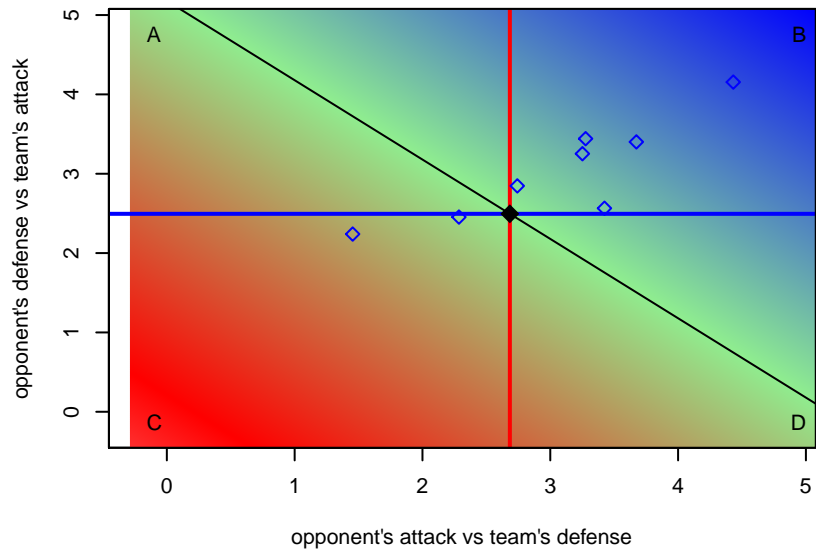
Performance relative to 13 month average



Performance relative to 13 month average



Distribution of opponents
 Red = Lose zone, Blue = Win zone, Green = Even
 Black line separates win/lose zones



lot. A=Neither has attack advantage, B=Opponent has both attack and defense advantage, C=Opponent has both attack and defense disadvantage, D=Both have

date	home		away		venue	pred.home	pred.away
2016-02-15	Penn Fusion SA B98	0	Crossfire Premier B B98	4	2015 PDT Phoenix Showcase – Blue U17	0.61	1.38
2016-02-14	Penn Fusion SA B98	1	Arsenal Colorado Gold B98	0	2015 PDT Phoenix Showcase – Blue U17	1.63	0.29
2016-02-13	Crossfire Premier A B98	3	Penn Fusion SA B98	0	2015 PDT Phoenix Showcase – Blue U17	2.07	0.53
2016-02-13	Rio Rapids SC B98	1	Penn Fusion SA B98	1	2015 PDT Phoenix Showcase – Blue U17	1.53	0.43
2015-07-25	Seattle United Copa B98	3	Penn Fusion SA B98	0	2015 USYS Nationals U16	4.04	0.26
2015-07-23	CESA Premier B98	0	Penn Fusion SA B98	3	2015 USYS Nationals U16	0.54	1.36
2015-07-22	Penn Fusion SA B98	0	Loudoun Red B98	1	2015 USYS Nationals U16	0.89	0.82
2015-07-21	Penn Fusion SA B98	2	Sporting St Croix B98	0	2015 USYS Nationals U16	1.29	1.32